

Please read these instructions carefully and retain for future reference

Description

This armchair table has a modern, curved laminated teak table top that is easily adjusted in height and angle. For additional comfort, it comes with a stylish side table to accommodate refreshments, which can be fitted to either the left or right hand side of the table. Lockable castors are also provided.

Intended Uses

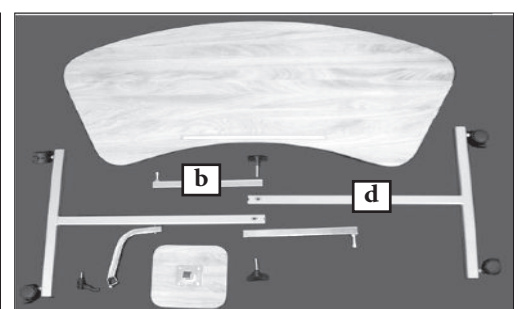
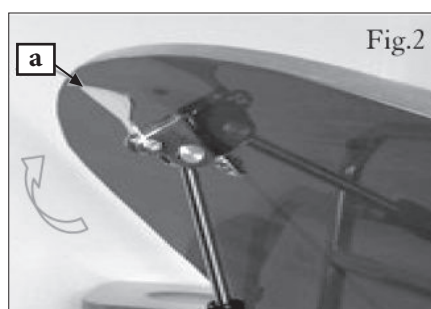

Designed to be used with an armchair. To provide the user with extra surface area for feeding, drinking, writing and reading. Ideal for those with impaired movement.

Contents

2 x Leg Sections (D)	2 x Upright Tubes (B)
1 x Main Top Section	2 x M8x50 Hand Wheels
1 x Cup Holder	4 x M8x20 Hand Wheels
1 x Cup Holder Bracket	

Assembly Instructions

1. To assemble the frame (see fig.1) fit the upright tubes (B) to the frame (C) using the M8x20 hand wheels. Slot the adjustable leg sections (D) onto the upright tubes.
2. Insert the M8x50 hand wheels through the nuts and through the holes on the upright tubes. Please ensure the holes correspond with the opposite side otherwise the table will not be level.
3. Tighten all the hand wheels.
4. Turn the table onto its feet.
5. Fit the cup holder bracket ensuring buttons locate, then fit an M8x20 hand wheel tightening the cup holder bracket in place.
6. Fit the cup holder and secure with an M8x20 hand wheel.



Instructions for use

1. To increase the angle of the table top (see fig.2), depress the lever (A) and raise the table section and release the lever to lock into place.
2. To lower the angle of the table, depress lever (A) fully and lower the table section.
3. To raise and lower the height of the table remove the M8x50 hand wheels, find the correct height for the user and reinsert the M8x50 hand wheels.

Care and Cleaning

Designed for minimum maintenance and require the occasional wipe over with a soft cloth. Use a general purpose neutral detergent with warm water. Do not use harsh abrasives or bleach based cleaners which may cause damage or discolouration.

Cautions

- Not to be used for transporting items
- Load on the table should not exceed 10kgs
- Ensure that the table is secure before placing items on the table top
- Periodically check all hand wheels are tight
- Ensure legs are placed on a level surface

Manufactured for Performance Health International Ltd.

Nunn Brook Road, Huthwaite,
Sutton-in-Ashfield, Nottinghamshire,
NG17 2HU, UK.

UK:

Tel: 03448 730 035
Fax: 03448 730 100
www.performancehealth.co.uk

International:

Tel: +44 1623 448 706
Fax: +44 1623 448 784

Performance Health Holdings, Inc.

28100 Torch Parkway Suite 700,
Warrenville, IL 60555-3938, USA.
Tel: 1-800-323-5547
Telefax: 1-800-547-4333

Performance Health Australia

Unit 3, 3 Basalt Road,
Pemulwuy NSW, Australia 2145.
Tel: 1300 473 422
Fax: 1300 766 473

Performance Health France

Zone Industrielle de Montjoly,
11 Avenue de l'Industrie - CS 40712
08013 Charleville-Mézières Cedex, France.
Tel: 03 24 52 61 15
Fax: 03 24 52 90 34

**PERFORMANCE
HEALTH**